

PAPER

Immune Attack players perform better on a test of cellular immunology and self confidence than their classmates who play a control video game†

Melanie Stegman*

Received 17th February 2014, Accepted 5th March 2014

DOI: 10.1039/c4fd00014e

Introduction

As molecular scientists, we understand the fundamentals of molecular behavior that underlie evolution, infection, physiology and environmental contamination. However, the basic fundamentals of molecular behavior are considered too abstract to teach to grade school or high school students in the context of cellular biology. Analogies are used to describe the functions of cells and their organelles. Concepts such as protein production and respiration are taught from a systemic, large scale perspective, typically without presenting the role of any individual proteins in these cellular processes. The molecular behavior of, say, ATP and its random diffusion is not taught in context with mitochondrial function. The next generation science teaching standards do not emphasize molecular behavior, and explicitly state that assessment of students should not include any information about individual proteins or a biochemical level of understanding of cellular processes.⁷ Only students who choose to take an advanced level high school course or who opt into college level biology courses are exposed to the fundamentals of molecular biology.

This lack of detail and lack of exposure through high school to the fundamentals of molecular behavior leave the general public without the basic understanding required to grasp cellular biology or to understand new data. Because this new data often pertains to personal and public health decisions, these concepts are important for non-scientists to understand. Memorizing every step of glycolysis is not necessary. However, a fundamental understanding of how cellular processes are driven by concentrations of substrates, products, allosteric inhibitors; how enzymes, products and substrates diffuse in random directions, that through random interactions specific binding occurs due to very particular

FAS Learning Technology Program, 500 Wall Street #409, Seattle, Washington, 98121, United States. E-mail: mstegman@fas.org; Tel: +1-917-886-6079

† Electronic supplementary information (ESI) available: See DOI: 10.1039/c4fd00014e

1 aspects of shape, charge and other molecular forces, and that processes require a
particular enzyme for each step, would serve students as a scaffold for a lifetime of
learning.

5 Brunner's work on a game (The Ruby Realm) to teach photosynthesis to
middle school students demonstrates that trying to teach cellular processes like
photosynthesis without presenting the molecular interactions leads to miscon-
ceptions. She found that students consistently had trouble understanding that
the mass of a plant comes from the sun and air, rather than the dirt, until she
10 introduced the molecules and their interactions in the game. Using analogies and
a large scale systematic approach (as recommended by most science teaching
standards) did not help students comprehend photosynthesis because the large
scale characteristics of dirt, air, and plant material are so different. By allowing
students to "shoot" carbon dioxide molecules with sunlight and form glucose
15 molecules with them, Brunner was able to teach a deeper understanding of
photosynthesis to younger students.

Klymkowsky and colleagues have demonstrated that misconceptions are
commonly held by biology undergraduates as they enter college. Additionally,
these misconceptions concern fundamental molecular behaviors, such as diffu-
sion and the random motion of molecules and proteins.⁵ Klymkowsky reported
20 on a multi-year effort to address misconceptions in undergraduate biology classes
and concluded that these misconceptions are difficult to erase and re-teach.⁵
Teaching the basis of molecular behavior to younger people can help address this
problem.

25 Jenkinson and McGill have shown that showing greater detail in biochemistry
videos achieves a higher level of understanding. Namely, they created four
versions of a receptor and its ligand interacting in space. Where typical videos
show a ligand and receptor only and place the ligand on a clear path to the
receptor, Jenkinson and McGill increased the randomness of the ligands
30 approach and also added water molecules that collide with the ligand. They
created four variations of the receptor and ligand video. They found that the more
complicated videos were best for evoking a deeper understanding of the process
of a ligand randomly approaching and binding to its receptor. Jenkinson and
McGill found that this deeper understanding wore off after two weeks, as the
35 groups that saw the more complex videos failed to answer the deeper under-
standing questions correctly two weeks later.³ Jenkinson and McGill state that
complexity may be required to properly teach molecular interactions and that
videos with audio and interactive elements may be the most effective.

40 What is missing is a tool to present the complex, abstract fundamentals of
molecular behavior to younger students so that by the time we teach them the
specifics of respiration or photosynthesis they can understand these processes
deeply. The tool would 1) present a great deal of detail, presenting many types of
objects that interact and have numerous traits that dictate their activities; 2) allow
45 for interaction and puzzle solving; allowing students to manipulate, explore and
use the objects they find to affect the state of the molecular world; 3) be engaging,
fun and interesting to non-scientists so that the general public and younger
students will take advantage of the tool and 4) attract students back to play again
and again over a long period of time so that the deeper understanding does not
50 wear off and so fundamentals used in the tool have an affect on what the students
are currently learning in school.

1 The tool we need has already been created: the video game.^{2,9} A video game
with a story, set in a complex molecular world, in which the players not only
watch, but also interact with and listen to in-game characters, may well be the best
5 way to impart understanding of complex interactions among molecular entities.
Complex games with multiple ways to achieve success often bring players back to
replay, often over many years time. A game set in a real, complex world of
molecules and cells may be an ideal way to introduce molecular behavior.

10 Successful commercial video games, that keep players coming back to replay,
have a learning curve; a period of time and practice is required of the player to
learn the game mechanism and the controls. A game complex enough to engage
players in a story, with the ability to manipulate and experiment with objects will
have a lengthy learning curve, as opposed to a casual vocabulary guessing game.
15 Therefore, we are interested in knowing whether a complicated, third person
shooter that involves controlling a ship in 3D space as well as shooting targets will
have a learning curve that inhibits learning of the terms and concepts presented.
Additionally, we are interested in knowing whether this learning curve inhibits
players' confidence with the material.

20 Commercially successful video games do not have a list of multiple choice
questions to answer or a vocabulary test. However, each level requires learning.
Often some vocabulary is required to find objects and places on a map, or to
choose weapons or to read tips about how to kill aliens. There are many potential
ways that learning may occur in a video game. Therefore, we are interested in
25 knowing whether we can demonstrate any retention of terms and concepts when
the game itself does not ask any explicit questions of the player. Will players learn
vocabulary that they are not forced to recall in the game? Will players learn about
processes? Will they remember attributes of objects that they are not required to
interact with? Will they be able to extrapolate what they learn to the real world?
30 Will the game graphics, vocabulary, and situations prepare them for working with
real materials on the subject? These questions are addressed by our evaluation of
Immune Attack, and our data is presented in the results and discussion.

35 There is a precedent that concepts can be learned in a story-oriented,
commercially successful game that is not designed to teach explicitly. Civilization
is designed to be an engaging experience, not to teach facts about history.
However, Kurt Squire demonstrated that middle school students gained a valu-
able perspective on the situations, geographies, issues and technology innova-
tions that lie at the heart of many events we learn about in history. In summary,
40 Civilization players who have defended a large empire on a mountain from many
smaller invading groups can change their strategy when they start their city on a
low plains area.¹⁰ In other words, the players have learned about how armies and
geography interact in general. This general understanding of the complex inter-
actions should provide the player with a scaffold for a deeper understanding of
45 history. This type of general understanding of the interactions between molecules
and cells is what we propose that a video game can provide. This understanding of
molecular behavior is what we think will foster a deeper understanding of a
health and biology related curriculum.

50 Immune Attack is a video game that requires players to activate specific
proteins to cause specific behaviors of various white blood cells to win seven game
levels. Immune Attack is a third person shooter-styled video game. Players fly a
microbot and a nanobot through veins, through connective tissue and over the

1 surface of white blood cells, while receiving instructions to “shoot” various
proteins at appropriate times to solve various failings of a patient’s immune
system. Shooting proteins with an “EM emitter” causes the proteins to become
active and perform their task.

5 Immune Attack is designed so that the action of the level is blended well with
the science. Through a simple game mechanism (point and shoot), Immune
Attack is able to present a wide range of molecular situations to players without
introducing a new game mechanism. And the mechanism is reasonably well
matched with the meaning of the game.

10 Proteins and cells can be manipulated in Immune Attack; they have roughly
accurate sizes, shapes and clear roles to play in the action and drama of each level.
In Immune Attack, molecules and cells are not just words we need to memorize,
they are tools we need to use. Therefore, objects and concepts have scaffolding
upon which to learn them. This should allow Immune Attack to present more
15 detail and more abstract concepts to younger audiences. We also expect that the
use of these objects in the game will foster students’ abilities to recall their names
and functions after playing.

20 Immune Attack is unique among learning games because 1) it presents
advanced, abstract and fundamental concepts in cellular and molecular biology and
2) does not explicitly teach, but rather treats the material as if it were actually part of
the story of a typical third person shooter video game. Immune Attack is a video
game. It does not break its cover; there are no quizzes to pass, no mini games, no
guarantee of formal learning. Learning happens within the context of the game:
25 players only need to learn how to win the level in order to move on. Like a regular,
commercial game, the player learns what they need to know and uses it immediately.

30 There is no explanation of what a protein is, instead we just get instructions to
activate these proteins and what results. We see a response by the cell to the
activation of proteins and we learn a concept. Therefore, Immune Attack presents
a unique opportunity to begin to uncover what kind of learning and what kind of
attitudes are imparted about biology through a commercial type video game.

35 Additionally, it should be noted that Immune Attack is designed for gamers. The
tutorial is not intuitive for anyone who has not played this kind of complex video
game already. Created in 2007–2008, Immune Attack is similar to what is referred to
as a “hardcore” video game. It expects the player to devote a few minutes to listening,
learning and practicing the controls. In the 6 years since Immune Attack was
released, advances in tutorial design and game design have resulted in new ways to
involve the player in the story while giving them time to practice the controls. So the
40 tutorial is more integrated in the game and therefore more engaging for the player.
Immune Attack, therefore, provides an excellent example of a game designed for a
game playing audience. Any results we find for non-gamers may very well be
improved upon by a more intuitive game design and more engaging tutorial.

45 Originally intended to teach immunology concepts to advanced high school
students and beginning college students, Immune Attack teaches much more
general content that immunology, rather it teaches the basics of molecular
behavior. For example, Immune Attack shows players that individual proteins
perform their own tasks and that proteins are not interchangeable. Additionally,
Immune Attack shows that cells require a certain set of proteins in order to
50 function and that missing a protein’s function can cause disease. Additionally,
6000 grade school and high school teachers had registered to evaluate the game in

1 their classrooms. Clearly, there was demand for the game for use with younger
students. Therefore, we decided to evaluate the effectiveness of Immune Attack as
a teaching tool for basic cellular and molecular biology with students in 7th–12th
grades. (We present here our data from 10–12th grade students. We will present
5 our data on 7th–9th grade students elsewhere.)

We address the following questions:

1. Can a video game (Immune Attack) teach concepts and terms of molecular
biology, cellular biology and immunology?

2. Can a video game benefit students who do not play video games or who
10 perform poorly in the test game?

3. Can a video game impart confidence, or in other words, a feeling of self-
efficacy as regards the diagrams and graphics used to represent molecular and
cellular biology data?

15 We tested Immune Attack players using their randomly assigned classmates as
a control group. We developed an assessment of terms and concepts as well as an
innovative test of confidence with molecular science. We found that Immune
Attack players perform significantly better than control students on our test of
terms and concepts. Additionally, players who reported playing 1 or more hours of
20 video games per week, that is two-thirds of the students we tested, gained a
significant amount of confidence with diagrams related to molecular science. On
the other hand, students who were not gamers, who performed poorly in the game
and who claimed the game was hard to play, showed no significant difference in
confidence from the control students. However, while each of these groups (non-
25 gamers, poor Immune Attack players, and those who reported that Immune
Attack is hard to play) still had an average score that was significantly greater than
the control on the terms and concepts test. That is, all students responded well to
our test of terms and concepts, while most gained confidence with the material.
And most noticeably, this complex game did not cause any players to lose
30 confidence in their molecular biology abilities. Therefore, a complex game like
Immune Attack may well be a useful medium for molecular science education.

35 Experimental methods

We built an assessment tool to measure 1) knowledge gains in the area of cellular
and molecular immunology, 2) understanding of the game mechanism, 3) change
in self confidence regarding the subject matter and 4) voluntary self reporting of
40 demographic information. A complete list of these three sets of questions is
available as ESI.† The assessment tool is taken – all three parts – by the students
online. The online test takes about 30–40 min to complete. We created our own
tests because it was completely unknown what we might discover. We tested the
game in junior high and senior high schools across the US. We tested the game in
45 classrooms, not because the game is designed for use in a classroom, but because
we needed to know that the knowledge level of our test players and control players
was as similar as possible.

Terms and concepts

50 We developed a 27 item multiple choice test of terms and concepts to test for
gains in knowledge of molecular and cellular biology. We started with basic

1 questions and received such encouraging results we spent the two years creating
harder questions. We tested hundreds of students in grades 7–12 in American
schools. Our assessment questions were tested numerous times over the course of
5 two years and, in collaboration with statisticians Caroline Pinkham and David
Silvernail at the University of Southern Maine, we had a multiple choice test with
27 items. The statistical report of details about the test of terms and concepts is
included in the ESI.† The statistical report on the final iterations of this test are
available as ESI.† The final Cronbach alpha score for these 27 knowledge ques-
10 tions is 0.79.

Choosing the concepts to focus on

During the test creation phase, 2009–2010, we asked students to answer open-
ended questions, similarly to the method of Mike Klymkowsky. The method of
15 open-ended question asking is designed to bring out students' misconceptions.
We used the students' misconceptions to focus our assessment questions, since
there are so many possible topics to focus on in the game. For example, when we
asked students "what is protein?" they often answered that "protein is found in
chicken and egg whites?" and that protein is an "important building block of the
20 body." In other words, it appeared that students knew about proteins generally,
but did not realize that each protein is unique and has a particular job to do. The
game Immune Attack requires players to locate and shoot particular proteins,
selectin and ICAM in the very first level of the game. So we used this to design our
test questions. There are basic knowledge questions to determine whether players
25 remember the names of two proteins required to complete level 1. Knowing that
proteins have individual names and activities is the first step to understanding
the bigger concept that mutations in a single gene can lead to disease. Questions
in this group we refer to as one protein/one job. Other concepts are the process of
transmigration, the process of cytokinesis and the meaning of cell differentiation.
30 The survey questions are submitted as ESI.†

Game mechanism

An understanding of the game mechanism is expected to be a prerequisite to
35 learning anything from the game, and lack of game mechanism understanding
may explain a lack of learning or confidence gains. Therefore, we also created a
10-item multiple choice test that is designed to test whether players know what
the goals of the first three levels are. These questions simply ask the players what
40 is the name of this object and what is in this image? We included questions about
objects required for game success and objects that were not required for success.
"What color are the monocytes?" Additionally, we showed images from the game
such as the one in Fig. 1C and asked "What is this arrow pointing to?"

Confidence with cell biology/biochemical diagrams

Our test of self confidence is a series of images, diagrams and photos that are
45 typical of the images scientists use to communicate their research results as well
as college level immunology textbooks. Rather than ask students the typical
questions about whether they see themselves as scientists, we wanted to ask
50 "Does this look like something you would read?" We reasoned that students do
not know what the words "molecular biology" mean, so they can't say whether

1 they like it or would want to practice it or learn about it. Additionally, the game
Immune Attack does not introduce a realistic science scenario and is not intended
5 to present the career or activities of a scientist, rather all of the game takes place at
the cellular and nanoscale levels. Immune Attack is, however, designed to present

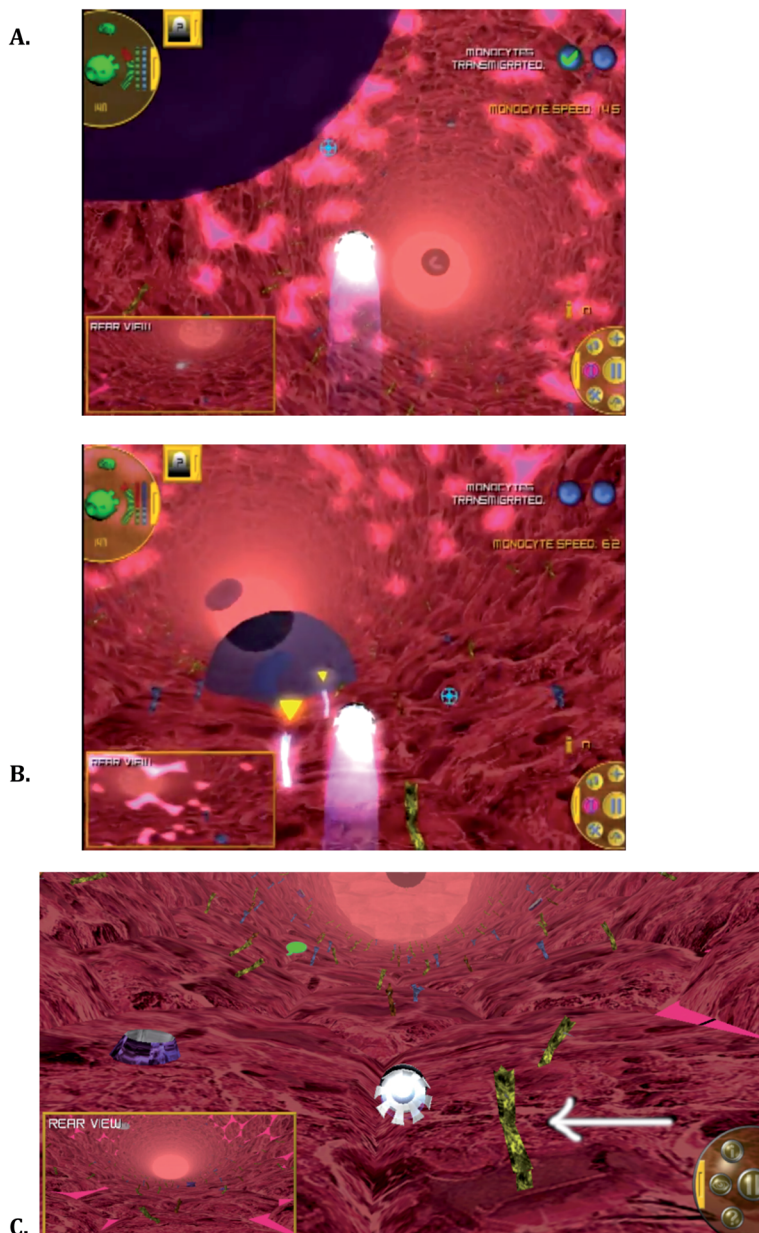


Fig. 1 Immune Attack screen shots. (A) Level one is about the process of transmigration. (A) The Monocyte "the big blue ball" will roll over the selectin proteins and slow down if the player shoots the selectin proteins. Selectin is shown in panel (C) with the white arrow drawn in to indicate the yellow selectin protein.

1 cell and proteins in a manner typical of scientific diagrams. Cells are drawn to
mimic schematic drawings used in journal articles and textbooks. Therefore, we
reasoned that players would become more familiar with such diagrams and
perhaps gain a feeling of self efficacy when presented with such diagrams in the
5 future. So we designed questions that show the player cellular immunology-
related and see if playing a video game about the topic would affect their feelings
of self confidence with the material. The five confidence questions ask students to
agree or disagree with the statement “I would be able to understand this if I read it
and thought about it.” See Fig. 5 for the images used. See Results and discussion
10 for more detail.

Demographic information

15 As with every portion of this test, reporting of demographic information was
voluntary. Students self-reported their grades in science, math and English, hours
per week spent playing video games and which kinds. Students who played
Immune Attack were also asked whether they enjoyed the game, found it “easy to
play”, would like to play such games in their science classes and whether they
20 would recommend Immune Attack to their friend.

Protocol

25 Teachers reach us through our website, ImmuneAttack.org. We sent e-mails to
6000 people who registered as interested teachers prior to the game’s release in
May 2008. We received responses from about 100 teachers. Upon informing those
100 teachers of our three day controlled protocol, ten became our first in-class
evaluators. Over the next 3 years, 2009 through 2012, several teachers participated
30 each year.

Controlling for students’ past experiences

35 Teachers were instructed to divide each of their classes randomly into two halves.
Students were to play either Immune Attack or a control game for 40 min. The
next week, the same halves played the games again. Twenty-four hours after the
second play period, all students took our online test of cellular immunology,
game mechanisms and self confidence. Finally, teachers filled out another online
40 survey in which they described in their own words how they divided their classes,
how long the students played, and whether any deviations from the protocol or
technical difficulties, *etc.* occurred (Fig. 2). We were able to exclude data from
teachers who did not describe a random method of dividing their class or who
had technical difficulties playing the games. Teachers also distributed and
collected consent forms. Our consent form explained that the games would be
45 used in class and that all students can participate, but no data would be used
from students who did not hand in their signed parental consent/student assent
form.

The control games were related generally, but did not address any cellular or
molecular biology. The games used were CSI: The Experience (10–12th grades) or
50 N-Squad (7–9th grades). By dividing each classroom in half, we controlled for the
background and educational experiences of the students as much as possible.

1	Week one			
5	40-minute game play in first week.			
	Week two			
10	40-minute game play in second week	Online survey 24 hours after second game play		

Fig. 2 Schedule for classroom evaluations. Our evaluation protocol consisted of two 40-minute play periods and an online post test. Teachers reported to us through our online survey, filling in their own words how they accomplished the random assignment of their students to the two groups, how long the students actually spent with the games each day and if there were any technical problems.

Students self-reported their grades in math, science and English, how many hours per week they play video games and which kinds.

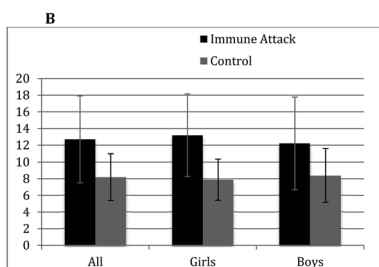
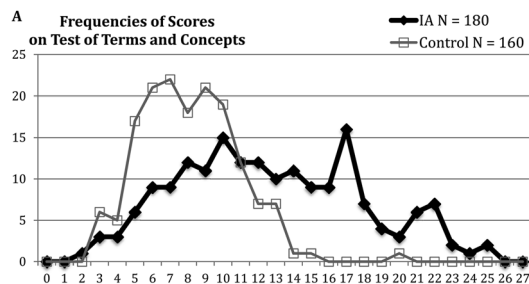
To ensure that the results were due to the game only, teachers were asked not to introduce the game or its topics. We also did not include any lecture or notes for teachers to read. We did, however, provide teachers with a written step by step description of what players do in the first three levels. This walkthrough is useful for teachers who wish to follow up on what students learn in the game. The walkthrough, FAQ and curriculum guides are available at ImmuneAttack.org.

Results and discussion

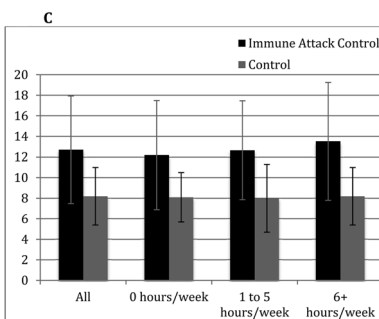
A statistical report characterizing the data collected is available as ESI.† Additionally, a complete list of all the questions and their answers are available in the ESI.†

Immune Attack players were statistically significantly more likely to score higher on our test of terms and concepts than their classmates who played control games. Fig. 3A shows that the distribution of scores on our test of terms and concepts is shifted to the right. Fig. 3B. shows that boys and girls benefited from playing Immune Attack to the same degree. Girls scored on average 1 point higher than boys, but this difference is not statistically significant. So gender and prior video game experience did not have an effect on student scores on our test of cellular and molecular biology terms and concepts.

We were interested in knowing whether a third-person shooter video game that requires two hands to control with a keyboard and mouse would perhaps intimidate or confuse non-gamers. We wanted to see if non-gamers would perform as well as gamers on our test of terms and concepts. Fig. 3C. shows that students who report playing zero hours of video games per week scored as well as students who report playing 1–5 or 6+ hours of video games. Consistent with this figure, the Pearson correlation and one-way ANOVA calculations in the statistical report also indicate no statistically significant correlation among the high scoring group and the hours of games per week students reported playing (see ESI†).



Terms and Concepts assessment	Average Score	n		T Test two sided, unknown variance	Effect Size
Immune Attack				P =	Cohen's d
All	12.7	180	All IA vs All Ctrl	7.77×10^{-21}	1.08
Girls	13.2	89	Girls IA vs Girls Ctrl	1.97×10^{-15}	1.36
Boys	12.2	88	Boys IA vs Boys Ctrl	1.74×10^{-97}	0.84
Control					
All	8.2	89			
Girls	7.9	69			
Boys	8.4	161			



Terms and Concepts assessment	Average Score	n	Standard Deviation		T test 2 sided, unknown variance	Effect size
Immune Attack					P =	Cohen's d
All IA	12.7	180	5.2	All IA vs All Ctrl	7.77×10^{-21}	0.81
0 hours/week	12.2	63	5.3	0 hr, IA vs Ctrl	3.08×10^{-97}	0.73
1 to 5 hours/week	12.7	66	4.8	1-5 hr, IA vs Ctrl	8.33×10^{-99}	0.87
6+ hours/week	13.5	50	5.7	6+ hr, IA vs Ctrl	1.85×10^{-97}	0.88
Control						
All Ctrl	8.2	161	2.8			
0 hours/week	8.1	65	2.4			
1 to 5 hours/week	8.0	51	3.3			
6+ hours/week	8.2	42	2.8			

Fig. 3 Student scores on our test of terms and concepts presented in Immune Attack.

There is no correlation with gender or with the number of hours students report playing video games each week. However, we still want to determine

1 whether a video game would work for all students. So we looked at other criteria
we thought might affect students' scores on the terms and concepts test. These
criteria are how the players reacted to the game itself.

5 We assumed that students who did not beat the first level of Immune Attack
would be the group least likely to perform well on our test. We designed the test of
terms and concepts to draw from the first three levels of Immune Attack only.
Fig. 4A. shows the scores of Immune Attack players according to the level of the
game they reported reaching. Our results show that all Immune Attack players,
10 regardless of how many levels they reached, scored significantly better than the
control game players.

15 However, Immune Attack players who reached the second half of the game
scored even better on the terms and concepts than the players who only reached
the first half of the game. Because the test of terms and concepts only covered the
first three levels of Immune Attack, this difference is not due to the fact that level
5–7 players were exposed to more of the tested material. However, students who
played through the second half of the game are exposed to more of the same
concepts with new cells and new protein types (Fig. 4A).

20 Because learning from a video game is expected to require first an under-
standing of the mechanism of the game, we created a 10 question test. These
questions about the game were straightforward: for example, students were
shown Fig. 1C and asked "What is this arrow pointing to?" Control students were
not asked these questions. Scores on the 27 terms and concepts test and the 10
game mechanisms test were very well correlated. There is a strong correlation
25 between students' scores on the ten game mechanism questions and their scores
on the test of concepts and terms (data not shown).

30 Additionally, responses to post-play questions, such as "do you agree that
Immune Attack is easy to play?" were correlated with higher scores on the terms
and concepts questions. So understanding the game mechanism and under-
standing how to play is important for remembering terms and concepts after the
game.

35 Next, we address whether the game imparts a feeling of confidence with the
material presented. We reasoned that seeing the images of cells and proteins in
the game would make players feel more familiar with these types of images. The
cells are drawn similar to typical schematics scientists use to communicate their
data, so we were able to use images used by scientists to convey their data with the
game players in our study.

40 Fig. 5 shows the five images used to test for student's self confidence with
images related to cellular and molecular biology. Students were asked to agree or
disagree with statement "I would be able to understand this if I read it and
thought about it." The following answer choices were available for each question:

1. I disagree definitely.
2. I disagree somewhat.
- 45 3. I am neutral.
4. I agree somewhat.
5. I agree definitely.

50 We found that Immune Attack players do gain confidence as regards the
transmigration and data images. In the transmigration image (5A), there is a high
degree of complexity. This image, from *Nature Immunology Reviews*, is designed
for an expert audience. The second image, "Yellow Macrophages" (5B) from

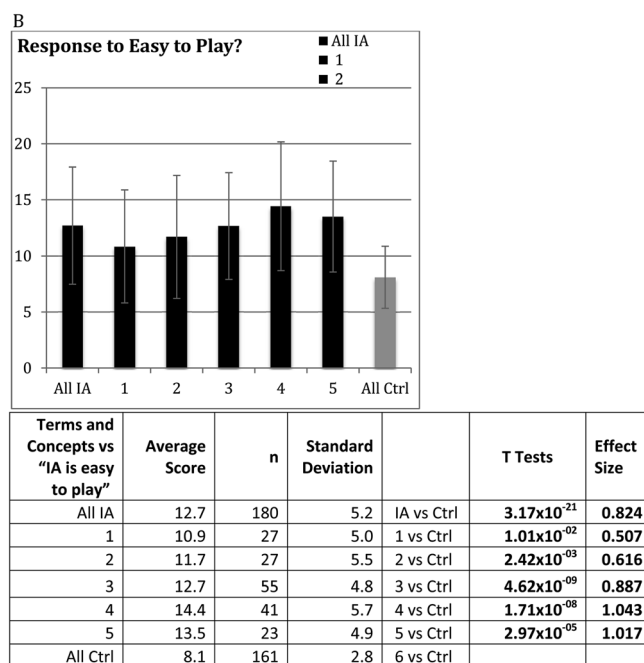
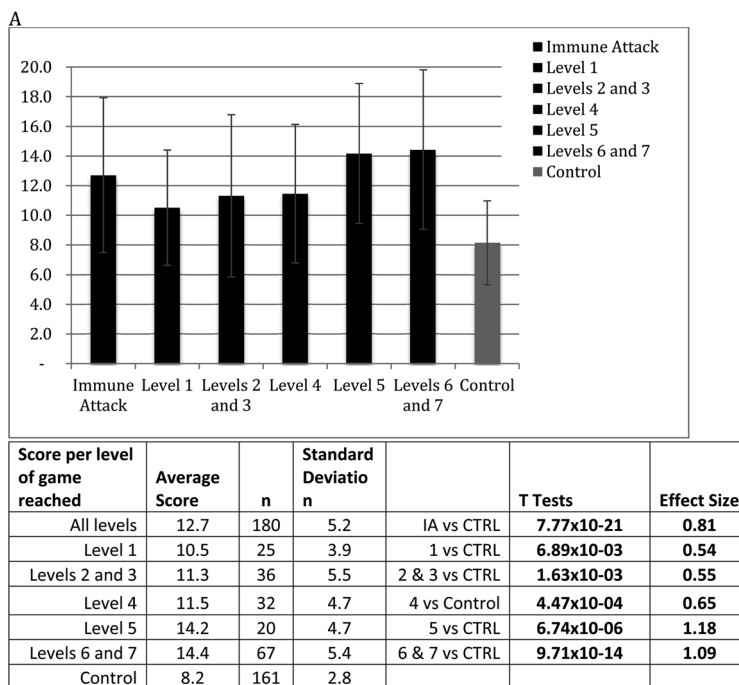
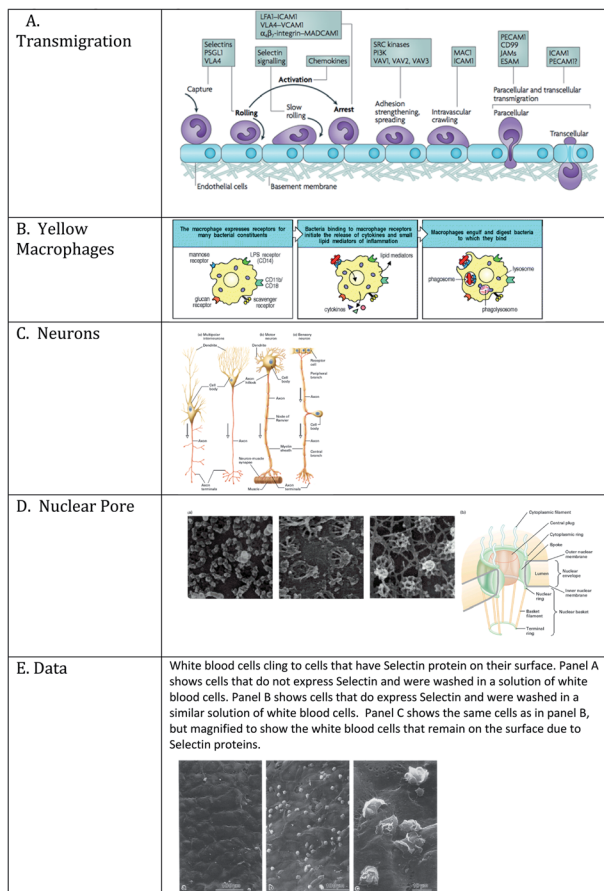


Fig. 4 Scores on test of terms and concepts by (A) level of Immune Attack reached and by (B) response to the question "Is Immune Attack easy to play?" Students were given images to select from in order to indicate which level of Immune Attack they reached—without needing to recall the name of the level. (See online survey, in the ESI†).



			T Test	Stdev	Effect size
A. Transmigration					
	IA	3.16	2.30x ⁻⁰⁷	1.13	0.47
	Ctrl	2.50		1.21	
B. Yellow Macrophages					
	IA	3.23	1.19x ⁻⁰¹	1.10	0.14
	Ctrl	3.04		1.15	
C. Neurons					
	IA	3.10	1.09x ⁻⁰¹	1.16	0.38
	Ctrl	2.56		1.20	
D. Nuclear Pore					
	IA	2.84	3.14x ⁻⁰¹	1.23	0.088
	Ctrl	2.71		1.17	
E. Data					
	IA	3.16	3.69x10 ⁻⁰²	1.12	0.030
	Ctrl	3.12		1.25	

Fig. 5 Confidence questions. Five images were presented to Immune Attack and control game players. Under each picture was the statement “I would be able to understand this if I read and thought about it.” The five answer choices were 1) I agree completely, 2) I agree somewhat, 3) I am neutral, 4) I disagree somewhat and 5) I disagree completely.

Janeway's *Immunobiology* textbook, is designed for undergraduate and graduate level immunology and has less detail. When we consider the simpler image, we see in Fig. 6B and 7B that both Immune Attack players and their control classmates responded to the simpler image in the same way. The students' answers form two similar curves. When we consider the more complex transmigration figure (Fig. 7B and 7A) however, we find a clear difference between the Immune Attack players and the control students. The control students respond more negatively to the more complex figure. About 25% of the control students responded "I disagree definitely," indicating that they do not think they would be able to understand this image. However, Immune Attack players responded to the complex figure almost exactly as they did to the simpler textbook image.

We wanted to know whether confidence with related images would carry over to other image types. Images of neurons and of a three dimensional

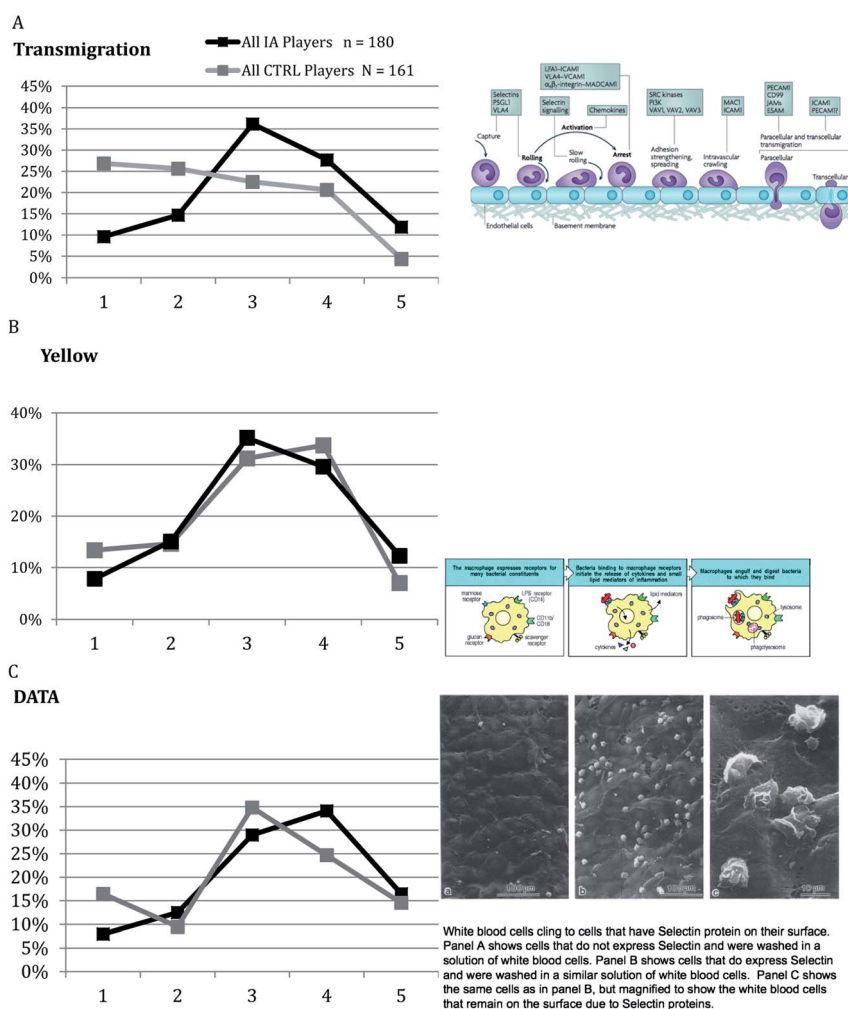


Fig. 6 Confidence data for (A) the complex transmigration diagram, (B) the simple textbook yellow macrophages diagram and (C) the data image.

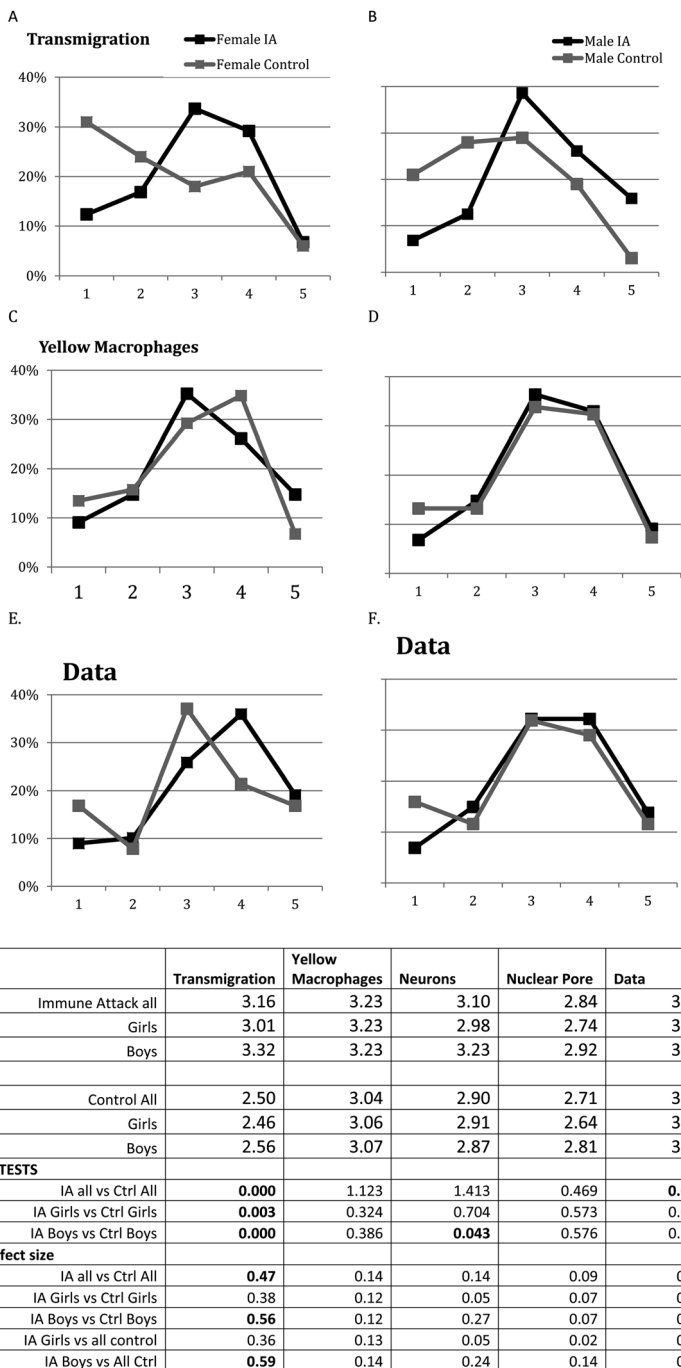


Fig. 7 Confidence data for (A and B) the complex transmigration diagram, (C and D) the simple text book yellow macrophages diagram and (E and F) the data images broken down into girls' data and boys' data.

1 representation of a protein complex did not elicit a more positive response from
Immune Attack players compared with the control. It may be that the positive
effect on their responses is very specific to the type of image and the drawing style.
5 Immune Attack cells look very similar to the diagram in Fig. 1, in which H&E
stained features of the white blood cells are drawn, namely the nucleus shape and
color. However, it may also be that the complex transmigration image was the
only image complex enough to elicit a negative response from the control
students.

10 We wanted to see if Immune Attack players could extrapolate their new
understanding and confidence to actual data images. Fig. 5E is from William
Muller's groundbreaking work, which showed that transmigration—the objective
of level 1 of Immune Attack—is dependent on selectin—the protein players need
to shoot to successfully transmigrate their monocyte. The images in the panels
15 will naturally look foreign, since the scanning electron microscope images are 3D,
grey and do not show any of the schematic details shown in the game, like nuclei.
However, we wrote a figure legend in simple language that uses terms from the
game and also clearly describes the experiment being presented. Immune Attack
players consistently respond more positively than control game players about
20 their perceived ability to understand the data images (Fig. 7A). For the data figure,
the effect size is small (0.19), because the average score does not shift greatly,
while for the transmigration figure, the effect size is medium (0.47).

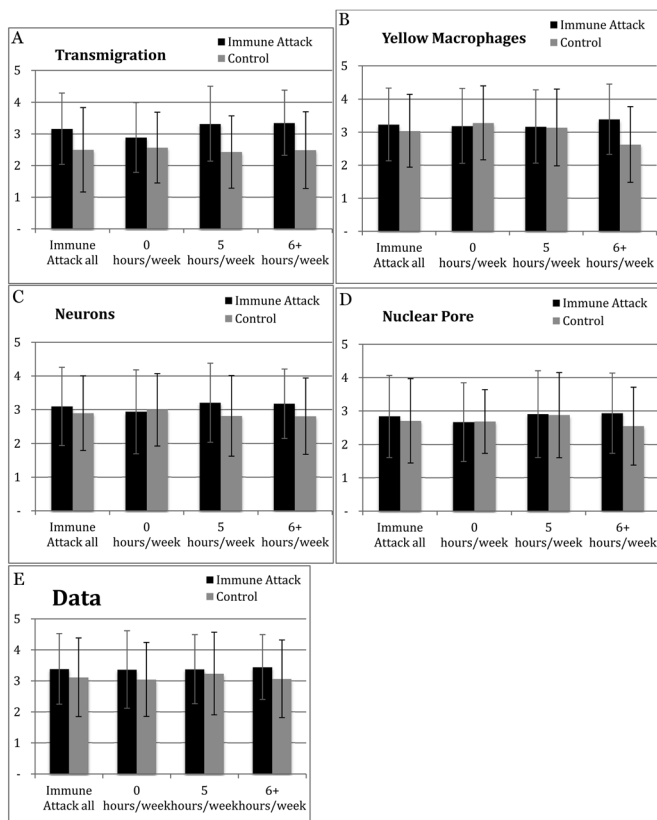
25 So a difference between Immune Attack players and controls is found in their
reaction to the transmigration diagram and the data with a figure legend.
Immune Attack players respond more positively on the whole to both images. To
investigate which groups of students gained confidence, we looked at boys vs.
girls in Fig. 7A–F and then at gamers vs. non-gamers in Fig. 8A–E.

30 Considering first the effect of gender for the transmigration image, both
female and male Immune Attack players responded statistically significantly
more positively to the transmigration image compared to matched controls,
although the difference has a smaller effect size for girls than boys. For the data
with figure legend, the increase in confidence is not significant unless all 180
Immune Attack students are compared to the control. This is primarily because
35 the averages between the test and control means are so small. However, in Fig. 6C
and Fig. 7E we can see that the curve of student responses is shifted to the more
positive after exposure to Immune Attack. This shift effect is stronger for girls
than for boys.

40 Considering the effect of hours of game play reported per week, we find in
Fig. 8A that non-gamers (0 h per week reported) do not differ from non-gamer
control students. Students who report playing 1 or more hours per week, which is
two thirds of the students tested, show a statistically significant shift in their
responses to the transmigration image. For the data image, results are only
significant when all hours of games per week are considered together.

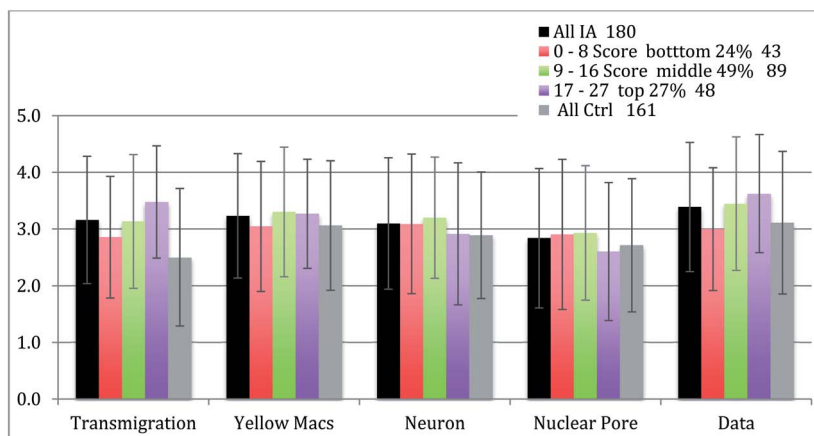
45 It is interesting to note, gamers (students who report playing 6 or more hours
per week) in the control group were consistently more negative about their ability
to understand these images. Perhaps video gamer players can more accurately
assess their ability to understand a new diagram (Fig. 8A–E).

50 Finally, we looked at whether students' scores on the terms and concepts test
are correlated with their confidence scores (Fig. 9). We found that the students
who scored 9–16 and 17–27 questions correctly also responded more favorably to



Confidence with images	n =	Trans-migration	Yellow Macro-phages	Neurons	Nuclear Pore	Data
Immune Attack all	180	3.16	3.23	3.10	2.84	3.39
0 hours/week	63	2.89	3.19	2.94	2.67	3.37
5 hours/week	66	3.32	3.17	3.21	2.91	3.38
6+ hours/week	49	3.35	3.39	3.18	2.94	3.45
Control All	161	2.50	3.04	2.90	2.71	3.12
0 hours/week	65	2.57	3.28	3.00	2.69	3.05
5 hours/week	51	2.43	3.14	2.82	2.88	3.24
6+ hours/week	42	2.49	2.63	2.81	2.55	3.07
T TESTS						
IA all vs Ctrl All		2.3E-07	1.2E-01	1.1E-01	3.1E-01	3.7E-02
IA 0 vs Ctrl 0		1.5E-01	6.7E-01	7.6E-01	9.1E-01	1.5E-01
IA 1-5 vs 1-5		6.5E-05	8.9E-01	6.4E-02	9.0E-01	4.9E-01
IA 6+ vs 6+		7.1E-04	2.2E-03	1.4E-01	1.1E-01	1.6E-01
Effect size						
IA All vs Ctrl All		0.47	0.14	0.14	0.09	0.19
IA 0 vs Ctrl 0		0.22	-0.07	-0.04	-0.01	0.21
IA 1-5 vs 1-5		0.63	0.02	0.28	0.02	0.10
IA 6+ vs 6+		0.66	0.57	0.28	0.26	0.27
IA 0 hrs vs all control		0.28	0.11	0.03	-0.03	0.16

Fig. 8 (A–E) Confidence data for each of the five images, with data broken down into all students, students who report playing 0 h of video games per week, those who report playing 1–5 h, and those who report playing 6 or more hours per week.



Averages	n	Trans-migration	Yellow Macs	Neuron	Nuclear Pore	Data
All IA	180	3.2	3.2	3.1	2.8	3.4
0 - 8 Score bottom 24%	43	2.9	3.0	3.1	2.9	3.0
9 - 16 Score middle 49%	89	3.1	3.3	3.2	2.9	3.4
17 - 27 top 27%	48	3.5	3.3	2.9	2.6	3.6
All Ctrl	161	2.5	3.1	2.9	2.7	3.1
TTest						
All IA vs All Ctrl		3.62x⁻⁰⁷	1.19x ⁻⁰¹	1.09x ⁻⁰¹	3.14x ⁻⁰¹	3.69x⁻⁰²
Bottom vs Ctrl		6.60x ⁻⁰²	9.85x ⁻⁰¹	3.58x ⁻⁰¹	3.73x ⁻⁰¹	5.45x ⁻⁰¹
Middle vs Ctrl		8.14x⁻⁰⁵	8.77x ⁻⁰²	3.76x⁻⁰²	1.51x ⁻⁰¹	3.86x⁻⁰²
Top vs Ctrl		1.43x⁻⁰⁷	1.74x ⁻⁰¹	9.37x ⁻⁰¹	6.01x ⁻⁰¹	5.99x⁻⁰³
Bottom vs Top		5.55x⁻⁰³	3.24x ⁻⁰¹	5.00x ⁻⁰¹	2.61x ⁻⁰¹	6.71x⁻⁰³
Effect Size						
All IA vs All Ctrl		0.47	0.13	0.15	0.08	0.19
Bottom vs Ctrl		0.26	-0.01	0.14	0.12	-0.08
Middle vs Ctrl		0.43	0.17	0.23	0.15	0.23
Top vs Ctrl		0.75	0.16	0.02	-0.08	0.37
Bottom vs Top		0.50	0.18	-0.12	-0.20	0.48

Fig. 9 Confidence data for each of the five images, with data broken down by how well students performed on the test of terms and concepts.

the transmigration diagram and the data images. The confidence measurement for students who scored 8 or fewer correct answers on the terms and concepts test could not be distinguished from the control response.

Conclusions

We have found that students learn molecular and cellular biology concepts and terms by playing a video game set in the molecular world. Even though the game does not explicitly teach these terms and concepts, students can answer questions on our 27 item multiple choice test significantly better than their classmates who played an unrelated video game. The higher average scores on the test of terms and concepts was true for all Immune Attack players, regardless of how many hours a week they play games and whether they are male or female. We found no

1 factor that can predict prior to playing the game whether students will perform
well on the test of terms and concepts. However, we found that students who
scored in the bottom 24% on the test of terms and concepts were more likely to
report that the Immune Attack is not easy to play. Additionally, understanding the
5 game mechanism questions was the strongest indicator of whether students
scored well on the test of terms and concepts. We conclude that a video game like
Immune Attack – a shooter-styled, self-directed game with minimal explicit
learning activities – can improve student scores on a test of terms and concepts.
10 Importantly, a game with a more engaging introduction to the controls and game
mechanism than Immune Attack may be even more effective at helping students
remember terms and concepts.

15 Immune Attack also had a positive effect on the confidence players feel in their
abilities to understand complex diagrams related to the game. However, unlike
the test of terms and concepts, we found a difference between gamers and non-
gamers. In particular, we found that students who reported playing zero hours of
video games per week showed no difference in confidence with a molecular
biology diagram as compared to the control students. So there were no confidence
20 gains in the non-gamer group. However, Immune Attack is a complex third-
person shooter, in which players need to learn to navigate a microbot in three-
dimensional space, avoid many dangerous objects and shoot a ray gun at moving
proteins. Yet, despite the complexity of the game, non-gamers do not show any
loss of confidence compared to the control group regarding molecular biology.
25 We did not find a difference in confidence between the gender groups, however.
Boys as well as girls showed a statistically significant shift in their response to a
complex scientific diagram.

30 Additionally, the majority of students who reported enjoying Immune Attack
and who played past the third level of the game showed the greatest increase in
confidence, regardless of whether they were gamers. Most interestingly, when
presented with two molecular cell biology diagrams, one designed for experts and
one designed for students, Immune Attack players responded to the expert
diagram as favorably as if it were the simpler one.

35 We have shown that a large fraction of Immune Attack players gained confi-
dence with the kinds of diagrams scientists use to communicate their data, while
not causing a loss of confidence in non-gamers or students who did not perform
well in the game. Immune Attack was successful at increasing the average score of
all students, gamers and non-gamers alike, on our test of terms and concepts.
40 Therefore, we conclude that a complex video game like Immune Attack that 1)
requires a tutorial to teach the game mechanism similar to a hardcore video game
and 2) teaches through story-based interactions with a wide array of objects but
without explicit text-based questions to answer can increase the scores of players
on a test of terms and concepts, increase the confidence of gamers with the
45 material and not harm the confidence levels of non-gamer students. We suggest
that game design improvements can positively affect the confidence levels of the
non-gamer students.

Acknowledgements

50 Many teachers participated in our controlled evaluation, provided feedback on
our assessment items, and on the game implementation and evaluation in the

1 classroom. Caroline Pinkham at the University of Southern Maine provided expert
statistical analysis. The Maine International Center for Digital Learning provided
5 outreach and communication with participating teachers. Howard Young, Ph.D.
at the National Institutes of Health has been a supporter of the Immune Attack
project in many ways, including the assessment development. Immune Attack
was created by the Federation of American Scientists Learning Technologies
Program with funding from the National Science Foundation (USA) in collabo-
10 ration with Brown University and the University of Southern California. The final
game was developed by Escape Hatch Entertainment. Immune Attack was
released May 2008. The Windows-only game is available for free download at
ImmuneAttack.org, where there is a trailer, which previews the game action. The
evaluation work presented here was funded by the National Institutes of Health,
15 National Institute for Allergy and Infectious Diseases (NIAID) and the Entertain-
ment Association Foundation (EASF).

References

- 1 K. G. Bowling, Y. Klisch, S. Wang and M. Beier, Examining an online microbiology game
as an effective tool for teaching the scientific process, *Journal of Microbiol. Biol. Educ.*,
2013, **14**, 58.
- 2 J. son and G. McGill, Visualizing protein interactions and dynamics: evolving a visual
language for molecular animation, *CBE Life Sci. Educ.*, 2012, **11**, 103.
- 3 R. Joiner, J. Iacovides, M. Owen, C. Gavin, S. Clibbery, J. Darling and B. Drew, Digital
games, gender and learning in engineering: do females benefit as much as males?, *J.*
25 *Sci. Educ. Technol.*, 2011, **20**, 178.
- 4 Y. Klisch, L. M. Miller, M. E. Beier and S. Wang, Teaching the biological consequences of
alcohol abuse through an online game: impacts among secondary students, *CBE Life Sci.*
Educ., 2012, **11**, 94.
- 5 M. W. Klymkowsky and K. Garvin-Doxas, Recognizing Student Misconceptions through
Ed's Tools and the Biology Concept Inventory, *PLoS Biol.*, 2008, **6**, 1.
- 6 L. M. Miller, J. Moreno, V. Estrera and D. Lane, Efficacy of MedMyst: an Internet Teaching
Tool for Middle School Microbiology, *Microbiol Educ.*, 2004, **5**, 13.
- 7 NGSS Lead States, *HS. Structure and Function, HS. Matter and Energy in Organisms and*
Ecosystems, Achieve, Inc., 2013.
- 8 K. D. Squire, From content to context: Video games as designed experiences, *Educational*
Researcher, 2006, **35**, 19.
- 9 K Squire, Dissertation Research, University of Wisconsin, Madison, WI, USA, 2004, [http://](http://website.education.wisc.edu/~kdsquire/research.html)
35 website.education.wisc.edu/~kdsquire/research.html, published 2004, accessed 2014.